



# OFFICE DIF LED

# OFFICE DIF LED



CODICE Code	CABLAGGIO Wiring	POTENZA Power(W)	FLUSSO NOM. Typical Flux(lm)	COLORE LED Beam color(K)	CORRENTE Current(A)	A (mm)	B (mm)	I (mm)	L (mm)Net weight(Kg)	PESO NETTO	SORGENTE Light source	COLORE Colour
604641.218	LED BAR	24W	3400	4000	0,5	305	622	500	250	2,80	LITEON	■
604641.236	LED BAR	48W	6800	4000	0,5	305	1222	850	250	5,00	LITEON	■
604641.258	LED BAR	60W	8500	4000	0,5	305	1522	1150	250	7,00	LITEON	■
604641.418	LED BAR	48W	6800	4000	0,5	605	622	500	500	5,00	LITEON	■
962000.000 Kit di sospensione   Suspension kit												
code + 01 Kit Emergenza 1h   1h emergency kit												
code + 03 Kit Emergenza 3h   3h emergency kit (escluso/excluded 24W)												



**Corpo:** lamiera di acciaio verniciata con polveri epossidiche.  
**Ottica DIF:** diffusore in metacrilato prismaticizzato cornice in lamiera verniciata.  
**Moduli LED:** alimentati a 500mA, colore 4000K.  
**Alimentazione:** 220/240V 50/60Hz con reattore elettronico.

**Disponibile a richiesta:**

- reattore dimmerabile 1-10V;
- reattore dimmerabile DALI;
- kit di emergenza.

**Housing:** steel sheet painted in epoxy powder.  
**Optic DIF:** prismatic methacrylate diffuser, painted metal sheet frame.  
**LED modules:** 500mA current, 4000K colour.  
**Power supply:** 220/240V 50/60Hz with electronic ballast.

**Available on request:**

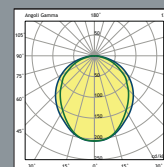
- 1-10V dimmable ballast;
- DALI dimmable ballast;
- emergency kit.

### COLORI DISPONIBILI Available colours


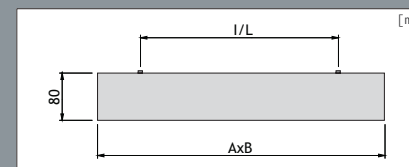
- 1 Bianco  
White



Kit di sospensione  
Suspension kit



LED BAR 48W



LED BAR